

Enantiocontrolled Total Syntheses of Breviones A, B, and C

Hiromasa Yokoe, Chika Mitsuhashi, Yoko Matsuoka, Tomoyuki Yoshimura, Masahiro Yoshida, and Kozo Shishido*

Graduate School of Pharmaceutical Sciences, The University of Tokushima, 1-78-1 Sho-machi, Tokushima 770-8505, Japan

Supporting Information

ABSTRACT: Enantiocontrolled total syntheses of the breviones A, B, and C have been accomplished using a highly diastereoselective oxidative coupling of an α -pyrone with a tricyclic diene prepared from an optically pure Wieland–Miescher ketone derivative through the 7-endo-trig mode of acyl radical cyclization.

Breviones A–E (1–5, Figure 1),¹ the diterpene/polyketide hybrid natural products also called meroterpenoids,² were first isolated from *Penicillium brevicompactum* Dierckx by Macías et al.¹ Their structures were elucidated by chemical transformations and extensive 2D NMR studies. Breviones F–H (6–8)³ were recently isolated from the marine deep-sea fungus *Penicillium* sp. (MCCC3A00005). These compounds contain unprecedented penta- (1–4, 6, and 7), hexa- (5), and heptacyclic (8) basic carbon frameworks, and in 1–4, 6, and 7, the framework includes a characteristic oxygen-containing spiro CD ring. 1–5 inhibit etiolated wheat coleoptile growth,^{1b} while 6–8 exhibit cytotoxic activity against HeLa cells and 6 has an inhibitory effect on HIV-1 replication in C8166 cells.³ Because of their intriguing structural features, biological profiles, and limited availability, these natural products represent attractive targets for total synthesis. To date, several synthetic studies have been reported,^{4,5} including the total synthesis of optically active brevione B (2),^{5c} in which the absolute structure was determined. Here we describe the first enantioselective total synthesis of brevione C (3) and highly efficient enantioselective total syntheses of breviones A (1) and B (2) employing a regioselective 7-endo acyl radical cyclization⁶ to assemble the seven-membered A ring (for brevione C) and a diastereoselective oxidative coupling⁷ of an exocyclic olefin and an α -pyrone⁸ for the construction of the spiro ring⁹ as the key steps.¹⁰ For the initial target, we chose brevione C, reasoning that if a synthetic route to brevione C could be established, it would then be easier to prepare breviones A and B.

Our strategies for the syntheses of breviones C (3), A (1), and B (2) are illustrated in Scheme 1. For the synthesis of 3, we chose as the key intermediate the pentacyclic compound 9, which would be converted to 3 by oxidation. It was thought that 9 could be constructed by the oxidative coupling of tricyclic compound 10, a diterpene moiety, with α -pyrone 11, a polyketide unit. The seven-membered A ring of 10 would be assembled using a highly regioselective 7-endo-trig mode of cyclization of the acyl radical 12, which was previously developed in our laboratory.¹¹ Aldehyde 13, a precursor of the acyl radical,¹² would in turn be prepared from the optically active Wieland–Miescher ketone derivative 15¹³ via tricyclic compound 14. For the synthesis of 1 and 2, it

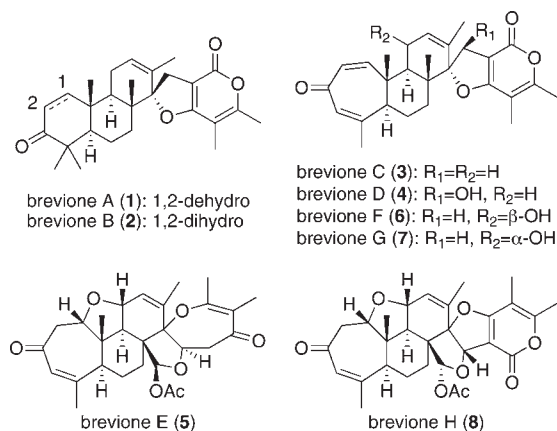
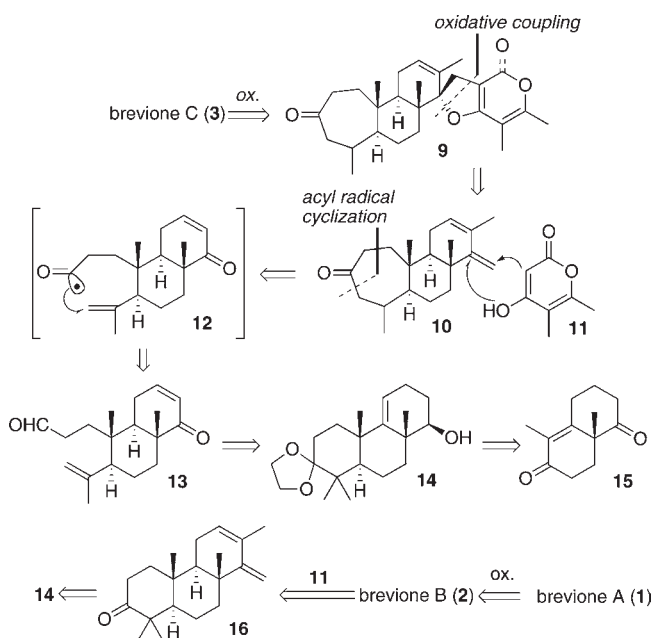


Figure 1. Structures of the breviones.

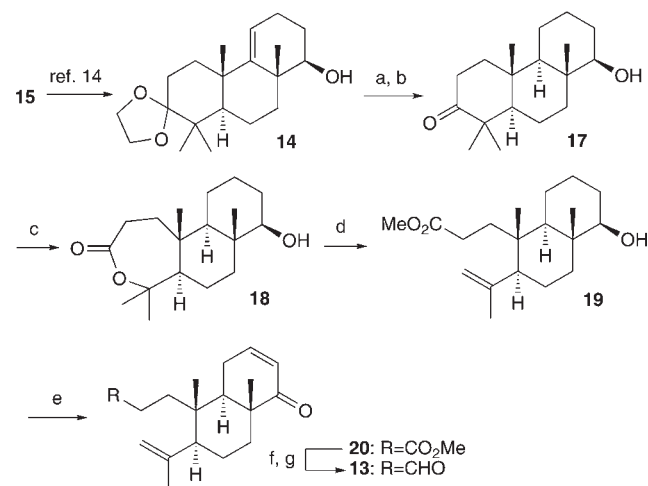
Scheme 1. Retrosynthetic Analysis



was thought that 14 could serve as the common intermediate; it would be converted to diene 16, which would then be coupled

Received: March 29, 2011

Published: May 11, 2011

Scheme 2. Synthesis of Aldehyde 13^a

^a Reagents and conditions: (a) 2 M HCl, THF, reflux, 50 min. (b) Pd/C, AcOEt, rt, 57 h; 91% (two steps). (c) *m*CPBA, NaHCO₃, CH₂Cl₂, rt, 18 h, 95%. (d) *p*-TsOH·H₂O, MeOH, rt, 4 h, 98%. (e) IBX, DMSO, 85 °C, 12 h, 86%. (f) DIBAH, toluene, −78 °C, 10 min. (g) DMP, CH₂Cl₂, rt, 2 h; quant (two steps).

with **11** to produce **2**. Finally, **2** would be dehydrogenated to give **1**.

The Wieland–Miescher ketone derivative **15** (>99% ee) was converted to the optically pure tricyclic alcohol **14** via a four-step sequence.¹⁴ Acidic hydrolysis followed by hydrogenation afforded keto alcohol **17**, which was subjected to Baeyer–Villiger oxidation to give lactone **18** (Scheme 2). The lactone was treated with *p*-toluenesulfonic acid in MeOH¹⁵ to produce alkenyl ester **19** in excellent yield. IBX oxidation gave enone **20**, which was converted to aldehyde **13** by sequential treatment with DIBAH and Dess–Martin periodinane.

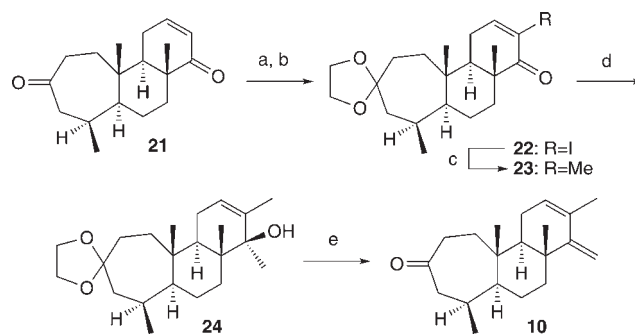
With the acyl radical precursor in hand, we next investigated the 7-endo-trig cyclization¹⁶ used to assemble the A ring of **21**, a seven-membered cyclic ketone. Treatment of aldehyde **13** with *tert*-dodecanethiol (*t*-C₁₂H₂₅SH) (0.5 equiv) and the radical initiator 1,1'-azobis(cyclohexane-1-carbonitrile) (V-40) (0.5 equiv) in refluxing toluene¹⁷ produced **21** in 47% yield as a single product through the 7-endo-trig cyclization of the acyl radical intermediate **12**. The configuration of the newly generated tertiary stereogenic center in **21** was deduced to be *S* on the basis of the previous results.¹¹ Encouraged by these findings, we next proceeded to examine more closely the reaction conditions (Table 1). The best result was obtained when **13** was treated with *t*-C₁₂H₂₅SH (3 equiv) and V-40 (3 equiv) in refluxing toluene for 2 h, which afforded **21** in 82% yield (entry 6). It should be emphasized that the reaction proceeded selectively even in the presence of an enone moiety.

After protection of the A-ring ketone in **21**, an iodide was introduced at the α-carbon of the enone¹⁸ to give **22**, which was methylated by Stille coupling to provide **23** (Scheme 3). Attempts at direct methylation of **23** using a variety of methods failed to afford the carbonyl-protected analogue of **10**. Therefore, **23** was treated with methyllithium, and the resulting tertiary alcohol **24** was dehydrated under thermal conditions to produce in good yield tricyclic diene **10** containing an exocyclic olefin (the diterpene segment).

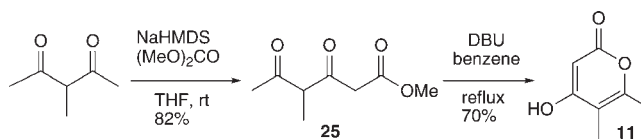
Next we examined the synthesis of α-pyrone **11**, a compound known in the literature.⁸ However, the literature procedure

Table 1. Acyl Radical Cyclization of **13**

entry	equiv of V-40	equiv of <i>t</i> -C ₁₂ H ₂₅ SH	time (h)	yield (%)
1	0.5	0.5	12	47
2	1	1	12	59
3	1.5	1.5	3	70
4	3	15	2	72
5	3	3	2	82

Scheme 3. Synthesis of the Diterpene Segment **10**^a

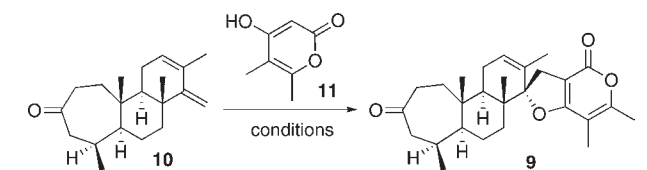
^a Reagents and conditions: (a) Ethylene glycol, PPTS, benzene, reflux, 4 h, 98%. (b) I₂, TMSN₃, pyridine, rt, 12 h. (c) Me₄Sn, CuI, Ph₃As, Pd₂(dba)₃·CHCl₃, NMP, 80 °C, 3 h; 87% (two steps). (d) MeLi, THF, −78 °C, 1 h, 98%, (e) Ac₂O, 270 °C then H₃O⁺, 80%.

Scheme 4. Synthesis of α-Pyrone **11**

resulted in low yields of the product and was not reproducible. Consequently, we set out to develop a more general and efficient method. After several attempts, we found that sequential carbomethoxylation¹⁹ of the dianion generated from 3-methylpentane-2,4-dione and cyclization of the resulting diketo ester **25** using DBU in refluxing benzene efficiently provided **11** (Scheme 4).²⁰

Having made the two segments, we next examined the key oxidative coupling. The results are shown in Table 2. Treatment of tricyclic diene **10** with α-pyrone **11** using ceric ammonium nitrate (CAN)^{7f} in CH₃CN at 0 °C gave the desired pentacyclic compound **9** in 65% yield as a separable 10:1 diastereomeric mixture. X-ray crystallographic analysis²¹ of the major diastereoisomer revealed it to be the desired pentacycle, as shown in Figure 2. To improve the chemical yield, we examined many oxidizing agents [e.g., Mn(OAc)₃ (entry 2),^{7a} Mn(pic)₃,^{7b} Ag₂CO₃/Celite,^{7c} etc.] as well as the reaction conditions and found that using a 2:1 mixture of CAN and Cu(OAc)₂²² resulted in a dramatic improvement in the yield to 84% with the same diastereoselectivity of 10:1. As for the diastereoselectivity,²³ the

Table 2. Oxidative Coupling of 10 with 11



entry	conditions	time (h)	yield (%) ^a	dr ^b
1	CAN, CH ₃ CN, 0 °C	1.2	65	10:1
2	Mn(OAc) ₃ ·2H ₂ O, benzene, reflux	21	dec	—
3	CAN, Cu(OAc) ₂ , CH ₃ CN, 0 °C	1.3	84	10:1
4	CAN, [bdmin]BF ₄ /CH ₂ Cl ₂ (1:5), 0 °C~rt	4.8	45	>20:1
5	CAN, [bmin]BF ₄ /CH ₂ Cl ₂ (1:5), 0 °C~rt	3	78	>20:1
6	CAN, Cu(OAc) ₂ [bmin]BF ₄ /CH ₂ Cl ₂ (1:5), 0 °C~rt	4	81	>20:1

^a Isolated yields. ^b Determined by ¹H NMR analysis of the crude product.

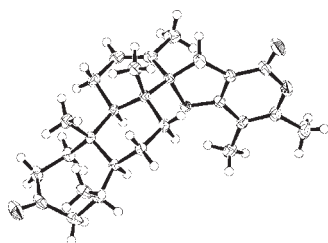
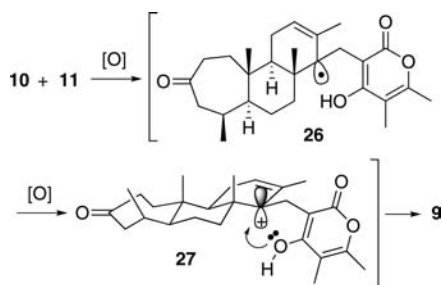


Figure 2. ORTEP drawing of 9.

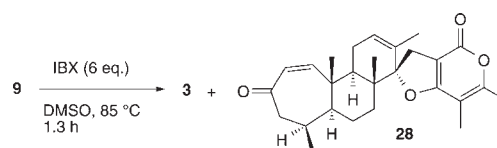
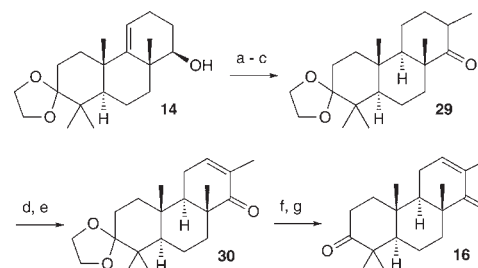
Scheme 5. Presumed Mechanism



addition of an ionic liquid, [bdmin]BF₄, as the solvent elicited a dramatic improvement in the annulation efficiency, affording 9 exclusively, but the yield remained at 45% (entry 4). However, excellent results (exclusive formation of 9 in 81% yield) were obtained when the reaction was conducted with CAN/Cu(OAc)₂ in a 1:5 mixture of the ionic liquid [bmin]BF₄ and CH₂Cl₂⁷¹ (entry 6). Comparable diastereoselectivities and yields were obtained even using only CAN (entry 5).

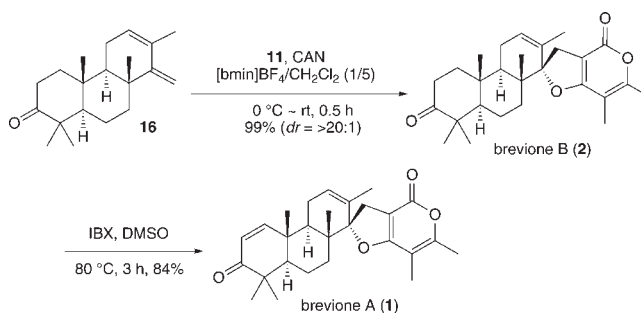
The diastereoselective formation of the CD spiro ring can be explained by considering the conformation of the intermediate carbocation 27 that would be generated from the initially formed allyl radical intermediate 26 by oxidation (Scheme 5). The hydroxyl oxygen atom of the α -pyrone in 27 would attack from the sterically less hindered bottom face of the molecule to give 9 with the *S* configuration at the spiro stereogenic center preferentially.

Scheme 6. Total Synthesis of Brevione C (3)

Scheme 7. Synthesis of Diene 16^a

^a Reagents and conditions: (a) H₂, Pd/C, EtOH, rt, 71 h, 95%. (b) Dess–Martin periodinane, CH₂Cl₂, rt, 30 min, 96%. (c) LDA, MeI, HMPA, THF, 0 °C, 2 h, 91%. (d) LDA, TMSCl, THF, –20 to –10 °C, 2 h, 98%. (e) Pd(OAc)₂, O₂, DMSO, 80 °C, 15 h, 75%. (f) MeLi, THF, –78 °C, 1 h, 96%. (g) Ac₂O, 270 °C, sealed tube, then H₃O⁺; 86% (two steps).

Scheme 8. Total Synthesis of Breviones A (1) and B (2)



The pentacyclic ketone 9 thus prepared was treated with IBX²⁴ in DMSO at 80 °C for 1.3 h to provide brevione C (3) along with enone 28 in 44 and 54% yield, respectively (Scheme 6).²⁵ The semioxidized enone 28 was converted to 3 in 37% yield by subsequent treatment with IBX. The spectral properties and optical rotation of the synthetic material were identical with those of natural brevione C.^{1b}

The syntheses of the breviones A (1) and B (2) started from optically pure alcohol 14, which was used for the synthesis of brevione C. Sequential hydrogenation, Dess–Martin oxidation, and methylation furnished ketone 29 (Scheme 7). Attempted IBX oxidation gave unsatisfactory results, so 29 was converted to the silyl enol ether, which was then exposed to oxidation conditions using Pd(OAc)₂ and O₂ in DMSO²⁶ at 80 °C to obtain enone 30.^{5b,c} The enone was likewise transformed to the 1,3-diene 16 in two steps.

Oxidative coupling of diene 16 and α -pyrone 11 with CAN and Cu(OAc)₂ in CH₃CN at 0 °C for 2.5 h gave a mixture of brevione B (2) and its diastereoisomer in a 10:1 ratio in 96% yield (Scheme 8). When the reaction was conducted with CAN in a 1:5 mixture of [bmin]BF₄/CH₂Cl₂ at 0 °C ~ rt for 0.5 h,²⁷ 2 was

obtained in 99% yield as a single product. The brevione B thus obtained was treated with IBX in DMSO to give brevione A (**1**) in 84% yield. The spectral properties and optical rotations of both compounds were identical to those for natural breviones A^{1a} and B.^{1b}

In summary, we have completed the first enantiocontrolled total synthesis of brevione C using a highly diastereoselective oxidative coupling of α -pyrone **11** with tricyclic diene **10**, which was readily prepared from an optically pure Wieland–Miescher ketone derivative via a regioselective 7-endo-trig mode of acyl radical cyclization as the key reaction step in a longest linear sequence of 14 steps with an overall yield of 17%. Using a similar strategy, we have completed efficient and enantiocontrolled total syntheses of breviones A and B, in 42% yield and nine steps and 50% yield and eight steps, respectively, starting from a compound known in the literature, **14**,¹³ which is an intermediate in the synthesis of brevione C. The synthetic route developed here is general and efficient and could also be applied to the syntheses of other breviones with more complicated structures and interesting biological profiles.

■ ASSOCIATED CONTENT

S Supporting Information. Experimental procedures, characterization data, and crystallographic data (CIF). This material is available free of charge via the Internet at <http://pubs.acs.org>.

■ AUTHOR INFORMATION

Corresponding Author

shishido@ph.tokushima-u.ac.jp

■ ACKNOWLEDGMENT

A Grant-in-Aid for JSPS Fellows (20-11673) to H.Y. from the JSPS is gratefully acknowledged. This work was supported by a Grant-in-Aid from the Program for the Promotion of Basic and Applied Research for Innovations in the Bio-oriented Industry (BRAIN).

■ REFERENCES

- (1) (a) Macías, F. A.; Varela, R. M.; Simonet, A. M.; Cutler, H. G.; Cutler, S. J.; Ross, S. A.; Dunbar, D. C.; Dugan, F. M.; Hill, R. A. *Tetrahedron Lett.* **2000**, *41*, 2683. (b) Macías, F. A.; Varela, R. M.; Simonet, A. M.; Cutler, H. G.; Cutler, S. J.; Dugan, F. M.; Hill, R. A. *J. Org. Chem.* **2000**, *65*, 9039.
- (2) For a review, see: Geris, R.; Simpson, T. J. *Nat. Prod. Rep.* **2009**, *26*, 1063.
- (3) Li, Y.; Ye, D.; Chen, X.; Lu, X.; Shao, Z.; Zhang, H.; Che, Y. *J. Nat. Prod.* **2009**, *72*, 912.
- (4) For reviews, see: (a) Takikawa, H. *Biosci., Biotechnol., Biochem.* **2006**, *70*, 1082. (b) Takikawa, H. *J. Synth. Org. Chem. Jpn.* **2006**, *64*, 819.
- (5) (a) Takikawa, H.; Hirooka, M.; Sasaki, M. *Tetrahedron Lett.* **2002**, *43*, 1713. (b) Takikawa, H.; Hirooka, M.; Sasaki, M. *Tetrahedron Lett.* **2003**, *44*, 5235. (c) Takikawa, H.; Imamura, Y.; Sasaki, M. *Tetrahedron* **2006**, *62*, 39. (d) Macías, F. A.; Carrera, C.; Chinchilla, N.; Fronczek, F. R.; Galindo, J. C. *Tetrahedron* **2010**, *66*, 4125.
- (6) For a review, see: (a) Chatgililoglu, C.; Crich, D.; Komatsu, M.; Ryu, I. *Chem. Rev.* **1999**, *99*, 1991. For some recent work on acyl radical cyclization, see: (b) Boger, D. L.; Hong, J. *J. Am. Chem. Soc.* **2001**, *123*, 8515. (c) Ryu, I.; Kreimerman, S.; Araki, F.; Nishitani, S.; Oderatoshi, Y.; Minakata, S.; Komatsu, M. *J. Am. Chem. Soc.* **2002**, *124*, 3812. (d) Kim, S.; Kim, S.; Otsuka, N.; Ryu, I. *Angew. Chem., Int. Ed.* **2005**, *44*, 6183. (e) Zhang, L.; Koreeda, M. *Org. Lett.* **2004**, *6*, 537. (f) Yoshiaki, K.; Hayama, T.; Nishimura, K.; Yamada, K.; Tomioka, K. *Chem. Pharm. Bull.* **2005**, *53*, 586. (g) Grant, S. W.; Zhu, K.; Zhang, Y.; Castle, S. L. *Org. Lett.* **2006**, *8*, 1867. (h) Enquist, J. A.; Stoltz, B. M. *Nature* **2008**, *453*, 1228.
- (7) (a) For a review, see: Snider, B. B. *Chem. Rev.* **1998**, *96*, 339. (b) Narasaka, K.; Miyoshi, N.; Iwamura, K.; Okauchi, T. *Chem. Lett.*

- 1989**, 2169. (c) Nair, V.; Mathew, J. *J. Chem. Soc., Perkin Trans. 1* **1995**, 187. (d) Nair, V.; Mathew, J.; Alexander, S. *Synth. Commun.* **1995**, *25*, 3981. (e) Lee, Y. R.; Kim, B. S. *Tetrahedron Lett.* **1997**, *38*, 2095. (f) Kobayashi, K.; Sakashita, K.; Akamatsu, H.; Tanaka, K.; Uchida, M.; Uneda, T.; Kitamura, T.; Morikawa, O.; Konishi, H. *Heterocycles* **1999**, *51*, 2881. (g) Lee, Y. R.; Kim, B. S.; Kim, D. H. *Tetrahedron* **2000**, *56*, 8845. (h) Muthusamy, S.; Gunanathan, C.; Babu, S. A. *Synlett* **2002**, 787. (i) Bar, G.; Bini, F.; Persons, A. F. *Synth. Commun.* **2003**, *33*, 213. (j) Karade, N. N.; Shirodkar, S. G.; Patil, M. N.; Potrekar, R. A.; Karade, H. N. *Tetrahedron Lett.* **2003**, *44*, 6729. (k) Wu, K.-L.; Mercado, E. V.; Pettus, T. R. R. *J. Am. Chem. Soc.* **2011**, *133*, 6114.

(8) Hagiwara, H.; Fujimoto, N.; Suzuki, T.; Ando, M. *Heterocycles* **2000**, *53*, 549.

(9) Three examples of CAN-mediated oxidative coupling of exocyclic alkenes with cyclic 1,3-diketones to construct spiro compounds have been reported. In ref 7d, no diastereoselectivities were mentioned; on the other hand, the spiro compound was obtained in 72% yield with a diastereomeric ratio of 65:35 in ref 7h. In ref 7k, a mixture of the two isomeric quinones was obtained.

(10) The early stages of the work were presented at the 48th Symposium on the Chemistry of Terpenes, Essential Oils, and Aromatics (Yamaguchi, Japan, Oct 30, 2004; abstract paper pp 84–86) and the 47th Symposium on the Chemistry of Natural Products (Tokushima, Japan, Oct 9, 2005; abstract paper pp 595–600).

(11) Ohtsuka, M.; Takekawa, Y.; Shishido, K. *Tetrahedron Lett.* **1998**, *39*, 5803.

(12) (a) Harris, E. F. P.; Waters, W. A. *Nature* **1952**, *170*, 212.

(b) Barrett, K. E. J.; Waters, W. A. *Discuss. Faraday Soc.* **1953**, *14*, 221.

(13) Hagiwara, H.; Uda, H. *J. Org. Chem.* **1988**, *53*, 2308.

(14) Honda, T.; Favalaro, F. G., Jr.; Janosik, T.; Honda, Y.; Suh, N.; Sporn, M.; Gribble, G. W. *Org. Biomol. Chem.* **2003**, *1*, 4384.

(15) Maitraie, D.; Hung, C.; Tu, H.; Liou, Y.; Wei, B.; Yang, S.; Wang, J.; Lin, C. *Bioorg. Med. Chem.* **2009**, *17*, 2785.

(16) Examples of competitive 7-endo/6-exo cyclization of acyl radicals have been reported. See: (a) Crich, D.; Fortt, S. M. *Tetrahedron* **1989**, *45*, 6581. (b) Crich, D.; Eustace, K. A.; Fortt, S. M.; Ritchie, T. J. *Tetrahedron* **1990**, *46*, 2135. (c) Batty, D.; Crich, D. *J. Chem. Soc., Perkin Trans. 1* **1992**, 3193. For a review, see: Yet, L. *Tetrahedron* **1999**, *55*, 9349.

(17) (a) Dang, H.-S.; Roberts, B. P. *J. Chem. Soc., Perkin Trans. 1* **1998**, 67. (b) Yoshikai, K.; Hayama, T.; Nishimura, K.; Yamada, K.; Tomioka, K. *J. Org. Chem.* **2005**, *70*, 681.

(18) Sha, C.-K.; Huang, S.-J. *Tetrahedron Lett.* **1995**, *36*, 6927.

(19) Barrett, A. G. M.; Morris, T. M.; Barton, D. H. R. *J. Chem. Soc., Perkin Trans. 1* **1980**, 2272.

(20) Yoshida, M.; Takai, H.; Shishido, K. *Heterocycles* **2010**, *82*, 881.

(21) CCDC 807997 contains the supplementary crystallographic data for this paper. These data can be obtained free of charge from The Cambridge Crystallographic Data Centre via www.ccdc.cam.ac.uk/data_request/cif.

(22) One example of the use of a CAN/Cu(OAc)₂ mixture has been reported in which an intramolecular cyclization of an alkenyl diester provided a bicyclic lactone in a reasonable yield of 58.3%. Without Cu(OAc)₂, the bicycle was obtained in only 19.8% yield along with a single cyclized nitronate (22.5%). See: Baciocchi, E.; Paolobelli, A. B.; Ruzziconi, R. *Tetrahedron* **1992**, *48*, 4617. There have been no reports of the application of mixed oxidizing agents for intermolecular coupling.

(23) Interestingly, when the reaction was conducted with Fe(phen)₃(PF₆)₃ as the oxidizing agent (see: Wong, C. L.; Kochi, J. K. *J. Am. Chem. Soc.* **1979**, *101*, 5593) in acetonitrile at room temperature for 0.3 h, it provided **9** as a single product in 36% yield.

(24) Nicolaou, K. C.; Montagnon, T.; Baran, P. S.; Zhong, Y.-L. *J. Am. Chem. Soc.* **2002**, *124*, 2245.

(25) Prolonged reaction times gave unsatisfactory results: at 5 h, 3/28 = 37:0; at 12 h, decomposition was observed.

(26) (a) Ito, Y.; Hirao, T.; Saegusa, T. *J. Org. Chem.* **1978**, *43*, 1011.

(b) Larock, R. C.; Hightower, R. T. R. *Tetrahedron Lett.* **1995**, *36*, 2423.

(27) The reaction with CAN/Cu(OAc)₂ in a 1:5 [bmin]BF₄/CH₂Cl₂ mixture at 0 °C ~ rt for 0.3 h produced **2** in 85% yield with a lower diastereoselectivity of 13:1.